



LACING BOARD



INSTRUCTIONS

Carefully cut out the picture above leaving a 1/2 inch border.
Laminate the cutout and use a hole punch to create lacing holes
every one to two inches.


LACING BOARD



INSTRUCTIONS

Carefully cut out the picture above leaving a 1/2 inch border.
Laminate the cutout and use a hole punch to create lacing holes
every one to two inches.


LACING BOARD



INSTRUCTIONS

Carefully cut out the picture above leaving a 1/2 inch border.
Laminate the cutout and use a hole punch to create lacing holes
every one to two inches.


LACING BOARD



INSTRUCTIONS

Carefully cut out the picture above leaving a 1/2 inch border.
Laminate the cutout and use a hole punch to create lacing holes
every one to two inches.


LACING BOARD



INSTRUCTIONS

Carefully cut out the picture above leaving a 1/2 inch border. Laminate the cutout and use a hole punch to create lacing holes every one to two inches.


LACING BOARD



INSTRUCTIONS

Carefully cut out the picture above leaving a 1/2 inch border.
Laminate the cutout and use a hole punch to create lacing holes
every one to two inches.


LACING BOARD



INSTRUCTIONS

Carefully cut out the picture above leaving a 1/2 inch border. Laminiate the cutout and use a hole punch to create lacing holes every one to two inches.


LACING BOARD



INSTRUCTIONS

Carefully cut out the picture above leaving a 1/2 inch border.
Laminate the cutout and use a hole punch to create lacing holes
every one to two inches.

LACING BOARD



INSTRUCTIONS

Carefully cut out the picture above leaving a 1/2 inch border.
Laminate the cutout and use a hole punch to create lacing holes
every one to two inches.